

### UL18-12



### Physical Specification

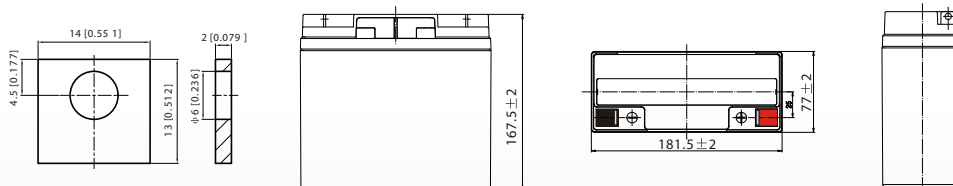
Part Number:	<b>UL18-12</b>
Length:	<b>181.5 ± 2 mm (7.14 inches)</b>
Width:	<b>77 ± 2 mm (3.03 inches)</b>
Container Height:	<b>167.5 ± 2 mm (6.59 inches)</b>
Total Height (with terminal):	<b>167.5 ± 2 mm (6.59 inches)</b>
Approx Weight:	<b>Approx 5.32kg (11.73lbs)</b>

### Specifications

	Normal Voltage	12V
	Normal Capacity (20HR)	18AH
Terminal Type	Standard Terminal	F3
	Optional Terminal	F12
Container Material	Standard Option	ABS
	Flame Retardant Option (FR)	UL94:VO
Rated Capacity	18.0 AH/0.90A	(20hr, 1.80V/cell, 25°C / 77°F)
	16.7 AH/1.67A	(10hr, 1.80V/cell, 25°C / 77°F)
	15.3 AH/3.06A	(5hr, 1.75V/cell, 25°C / 77°F)
	13.8 AH/4.59A	(3hr, 1.75V/cell, 25°C / 77°F)
	11.3 AH/11.3A	(1hr, 1.60V/cell, 25°C / 77°F)
Max Discharge Current	270A (5s)	
Internal Resistance	Approx 16mΩ	
Discharge Characteristics	Operating Temp. Range	Discharge: -15 ~ 50°C (5 ~ 122°F)
		Charge: 0 ~ 40°C (5 ~ 104°F)
		Storage: -15 ~ 40°C (5 ~ 104°F)
	Nominal Operating Temp. Range	25 ± 3°C (77 ± 5°F)
	Cycle Use	Initial Charging Current less than 5.4A. Voltage 14.4V ~ 15.0V at 25°C (77°F) Temp. Coefficient -30mV/°C
	Standby Use	No limit on Initial Charging Current Voltage 13.5V ~ 13.8V at 25°C (77°F) Temp. Coefficient -20mV/°C
Capacity affected by Temperature	40°C (104°F) 103%	
	25°C (77°F) 100%	
	0°C (32°F) 86%	
Design Floating Life at 20°C	5 Years	
Self Discharge	Ultracell batteries may be stored for up to 6 months at 25°C(77°F) and then a refresh charge is required. For higher temperatures the time interval will be shorter.	

### Dimensions

#### F3 Terminal



ALL DATA IS SUBJECT TO CHANGE WITHOUT NOTICE

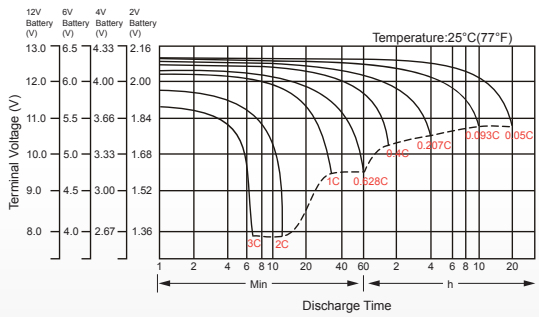
### Constant Current Discharge (Amperes) at 25°C (77°F)

F.V/Time	5 min	10 min	15 min	20 min	30 min	45 min	1h	2h	3h	4h	5h	6h	8h	10h	20h
1.85V/cell	34.3	26.0	22.7	19.9	15.6	11.6	9.36	5.56	4.17	3.39	2.87	2.49	1.98	1.63	0.89
1.80V/cell	41.9	30.8	26.5	22.7	17.2	12.7	10.1	5.97	4.39	3.54	2.98	2.57	2.03	1.67	0.90
1.75V/cell	47.5	33.8	28.4	24.1	18.1	13.3	10.6	6.18	4.55	3.64	3.04	2.62	2.07	1.70	0.91
1.70V/cell	52.7	36.8	30.3	25.4	18.9	13.8	10.9	6.34	4.67	3.73	3.11	2.68	2.10	1.72	0.92
1.65V/cell	57.2	39.2	32.2	26.6	19.8	14.3	11.3	6.51	4.75	3.79	3.17	2.72	2.12	1.74	0.93
1.60V/cell	60.9	41.7	34.1	28.0	20.5	14.9	11.7	6.69	4.86	3.87	3.22	2.76	2.15	1.76	0.94

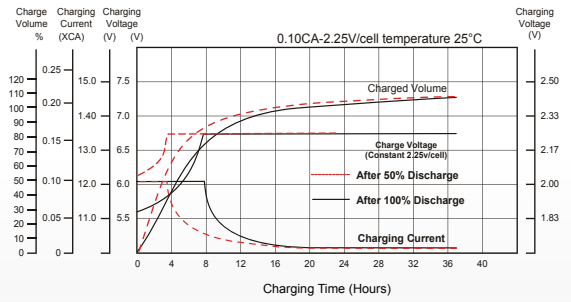
### Constant Power Discharge (Watts) at 25°C (77°F)

F.V/Time	5 min	10 min	15 min	20 min	30 min	45 min	1h	2h	3h	4h	5h	6h	8h	10h	20h
1.85V/cell	65.0	49.8	43.8	38.7	30.5	22.9	18.5	11.1	8.33	6.79	5.77	5.01	3.99	3.31	1.81
1.80V/cell	78.7	58.5	50.9	43.9	33.5	24.9	20.0	11.8	8.74	7.08	5.97	5.16	4.10	3.38	1.82
1.75V/cell	88.4	63.7	54.3	46.4	35.1	26.0	20.9	12.2	9.02	7.24	6.07	5.25	4.15	3.41	1.83
1.70V/cell	97.2	68.9	57.5	48.7	36.6	26.9	21.5	12.5	9.24	7.40	6.20	5.34	4.20	3.45	1.84
1.65V/cell	104.7	72.8	60.7	50.8	38.1	27.8	22.2	12.8	9.39	7.51	6.30	5.41	4.24	3.48	1.86
1.60V/cell	110.4	77.0	63.9	53.2	39.4	28.8	22.9	13.1	9.57	7.65	6.38	5.47	4.28	3.51	1.87

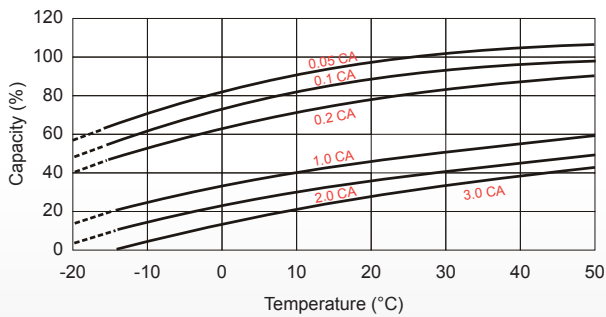
### Discharge Characteristics



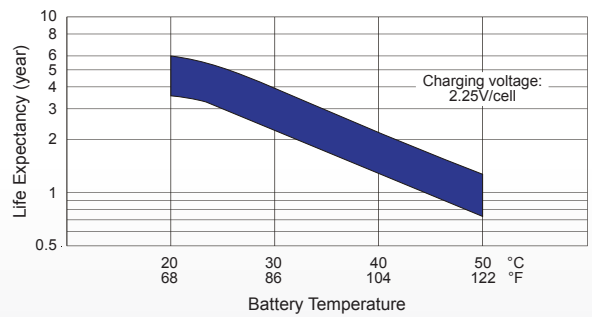
### Float Charging Characteristics



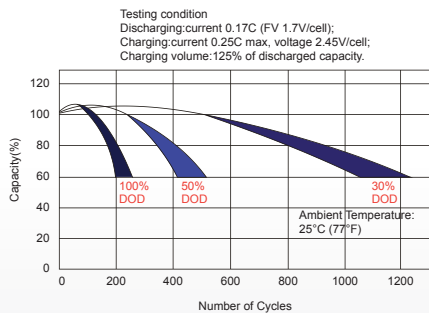
### Temperature Effects in Relation to Battery Capacity



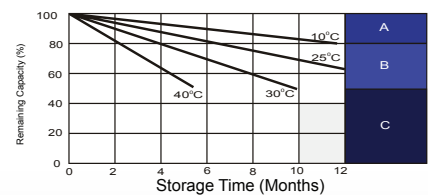
### Effect of Temperature on Long Term Float Life



### Cycle Life in Relation to Depth of Discharge



### Self Discharge Characteristics



- A** No supplementary required (Carryout supplementary charge before use if 100% capacity is required.)
- B** Supplementary charge required before use. Optional charging way as below:
  1. Charged for above 3 days at limited current 0.25CA and constant voltage 2.25V/cell.
  2. Charged for above 20 hours at limited current 0.25CA and constant voltage 2.25V/cell.
  3. Charged for 8 - 10 hours at limited current 0.05 CA.
- C** Supplementary charge may often fail to recover the capacity. The battery should never be left standing till this is reached.

ALL DATA IS SUBJECT TO CHANGE WITHOUT NOTICE